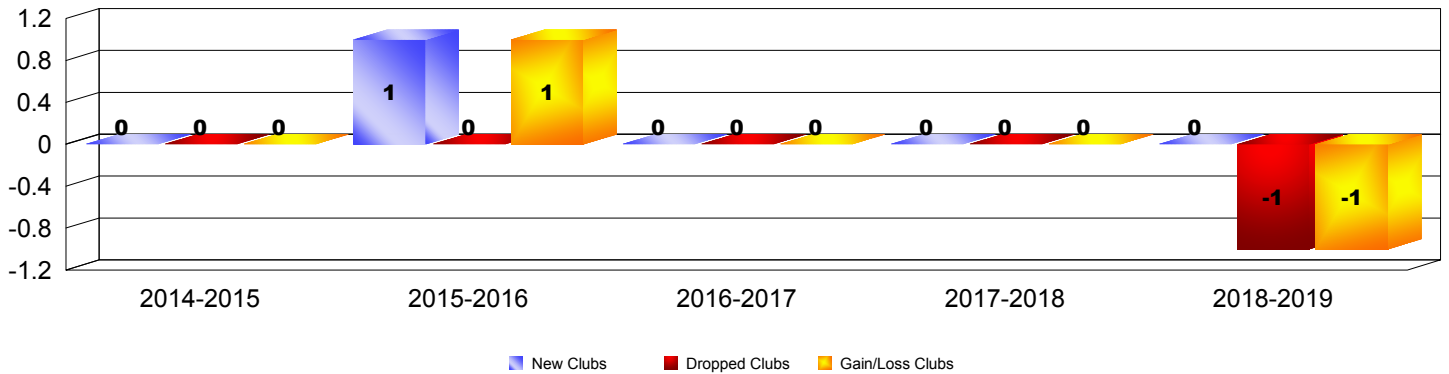
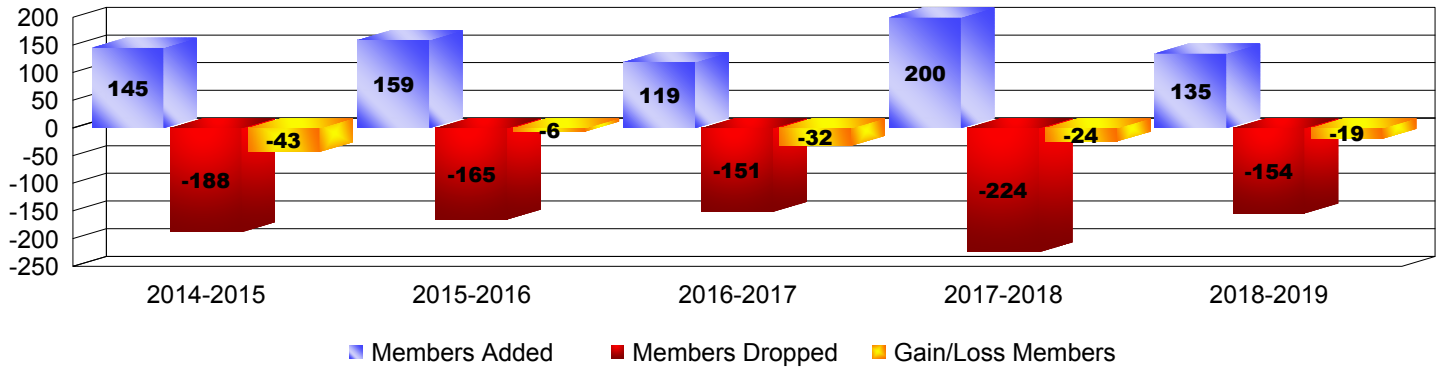


Year	New Clubs	Dropped Clubs	Gain/Loss Clubs	New Members	Charter Members	Reinstate Members	Transfer Members	Total Member Added	Total Members Dropped	Gain/Loss Members
2014-2015	0	0	0	130	6	2	7	145	-188	-43
2015-2016	1	0	1	128	21	4	6	159	-165	-6
2016-2017	0	0	0	111	2	2	4	119	-151	-32
2017-2018	0	0	0	165	6	23	6	200	-224	-24
2018-2019	0	-1	-1	118	0	8	9	135	-154	-19
Average	0	0	0	130	7	8	6	152	-176	-25

Clubs




Members



Membership Composition

June 2019 Cumulative



Gender Comparison

June 2019 Cumulative

